

West Hampstead Office

322 West End Lane
London
NW6 1LN

T 020 7794 1000
F 020 7794 7444
E westhampstead@edmundcude.com



WEST END LANE, WEST HAMPSTEAD, NW6

£975 per week

Preliminary Details

Set within a Mansion block close to West Hampstead and Hampstead, An extremely large 3 bedroom flat consisting 2 doubles, one single, double reception, 2 bathrooms, 1 WC, eat-in kitchen, large entrance hall. 3 character fireplaces. Limestone flooring throughout reception areas, wooden flooring in bedrooms. Communal gardens and private balcony, walk-in wardrobe/dressing room. Available 9th August



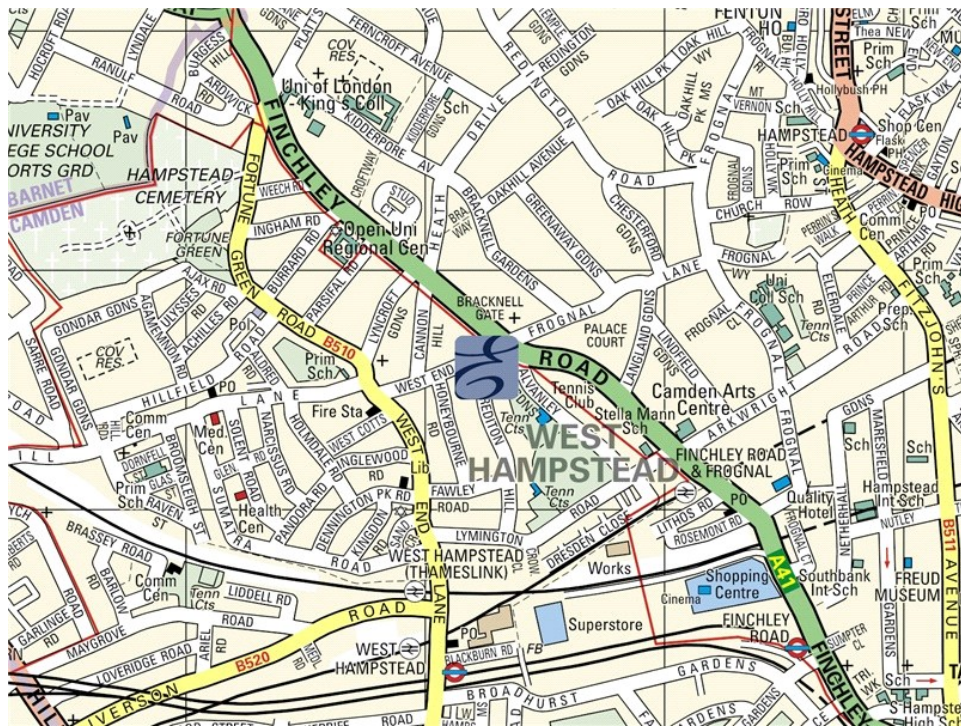
3 Bedrooms • 2 Bathrooms

322 West End Lane, London, NW6 1LN
T 020 7794 1000 F 020 7794 7444 E westhampstead@edmundcude.com
www.edmundcude.com



Area Overview



West Hampstead is one of London's best kept "villages" and has always been hugely popular among young professionals and small families looking to move out to a leafy suburb with a great sense of community, whilst wanting to remain a stone's throw away from Central London. The main focus of the area and local community is West End Lane which boasts a fantastic variety of independent cafes, bakeries, boutiques and bars, ranging from cheap eats to trendy gourmet options with many offering live music and entertainment during the week.



West End Lane, West Hampstead ➔ Finchley Road & Frognal (0.3M), ➔ West Hampstead (0.4M), 🚇 West Hampstead (0.4M)

Council Tax Bands

Council	Band A	Band B	Band C	Band D	Band E	Band F	Band G	Band H
Camden	£ 888	£ 1,035	£ 1,183	£ 1,331	£ 1,627	£ 1,923	£ 2,219	£ 2,663
Average	£ 761	£ 888	£ 1,015	£ 1,142	£ 1,396	£ 1,650	£ 1,904	£ 2,285

Energy Efficiency Rating			Environmental Impact (CO ₂) Rating		
	Current	Potential		Current	Potential
<i>Very energy efficient - lower running costs</i>			<i>Very environmentally friendly - lower CO₂ emissions</i>		
(92-100) A			(92-100) A		
(81-91) B			(81-91) B		
(69-80) C			(69-80) C		
(55-68) D			(55-68) D		
(39-54) E			(39-54) E	53	56
(21-38) F	32	35	(21-38) F		
(1-20) G			(1-20) G		
<i>Not energy efficient - higher running costs</i>			<i>Not environmentally friendly - higher CO₂ emissions</i>		
England & Wales	EU Directive 2002/91/EC		England & Wales	EU Directive 2002/91/EC	

The energy efficiency rating is a measure of the overall efficiency of a home. The higher the rating the more energy efficient the home is and the lower the fuel bills will be.

The environmental impact rating is a measure of a home's impact on the environment in terms of carbon dioxide (CO₂) emissions. The higher the rating the less impact it has on the environment.

PLACES OF INTEREST NEAR WEST END LANE, WEST HAMPSTEAD, NW6



The Wet Fish Cafe

Once a classic "wet fish shop" in the 1900s, The Wet Fish Cafe is now in its 7th year and is one of the most popular eateries on West End Lane. It is renowned for its 'modern comfort food', extensive wine list and fresh ingredients.

🚶 200m (3 mins) from West End Lane



New Thameslink Station

After 18 months of construction and redevelopment, the new West Hampstead Thameslink station has reopened. The new station is part of a £6bn scheme to introduce longer and more frequent trains on the route from Bedford to Brighton.

🚶 500m (8 mins) from West End Lane



Fortune Green

Fortune Green is a haven of tranquility just to the north of West Hampstead. It was originally part of the district of Hampstead but became physically separated from it by the building of the new turnpike road (now Finchley Road) in the 1830s.

🚶 600m (10 mins) from West End Lane



Everyman Cinema

An independent cinema showing a full range of Hollywood blockbusters as well as more contemporary artistic features.

🚶 800m (13 mins) from West End Lane



O2 centre

The O2 Centre located on Finchley Road offers the convenience of everything under one roof - a wide range of restaurants, 8 screen cinema, flagship health club and a carefully chosen selection of retail outlets.

🚶 800m (13 mins) from West End Lane



Holly Bush

The Holly Bush stands out from the crowd as being one of the few pubs that has managed to resist gentrification but still pulls in the crowds in droves. The restaurant upstairs also does a roaring trade.

🚶 900m (15 mins) from West End Lane