

Battersea Office

129 Northcote Road
London
SW11 6PS

T 020 7738 1538
F 020 7738 1818
E battersea@edmundcude.com

**BOLINGBROKE GROVE, WANDSWORTH, SW11**
£1,950 per week**Preliminary Details**

An exceptional corner house offering uncompromised accommodation over four floors. The house benefits from views over Wandsworth Common; two off street gated parking spaces; a large garden and has been finished to an extremely high standard. Accommodation comprises entrance hall; large drawing room; rear reception room / dining room / kitchen with glass doors to terrace and garden; cellar playroom & utility; master bedroom with en-suite and dressing area; guest bedroom with en-suite bathroom; four further double bedrooms and a family bathroom. The house also benefits from a complete sound system and air conditioning throughout.

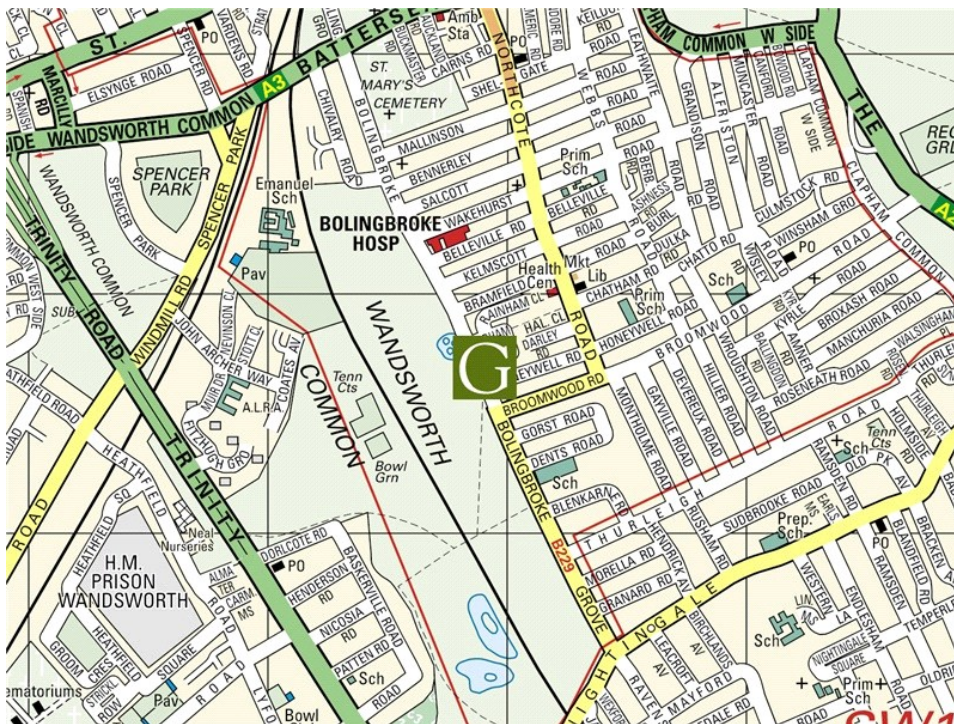
**6 Bedrooms • 3 Bathrooms**

129 Northcote Road, London, SW11 6PS
T 020 7738 1538 F 020 7738 1818 E battersea@edmundcude.com
www.edmundcude.com



Area Overview



Wandsworth has a lot to offer families and sharers alike. Wandsworth Town has the Southside shopping centre including large cinema & gym. Closer to Wandsworth Common is Bellevue Rd which hosts fantastic shops, bars and a Michelin starred restaurant. Transport links at Wandsworth Town and Common offer easy access into Central London. The area is typified by delightful Victorian terraced houses whereas the prestigious 'Toast Rack' area offers generous family accommodation.



Bolingbroke Grove, Wandsworth ➡ Wandsworth Common (0.5M), ➡ Clapham Junction (0.8M), 🚇 Clapham South (0.8M)

Council Tax Bands

Council	Band A	Band B	Band C	Band D	Band E	Band F	Band G	Band H
Wandsworth	£ 455	£ 530	£ 606	£ 682	£ 834	£ 985	£ 1,137	£ 1,364
Average	£ 761	£ 888	£ 1,015	£ 1,142	£ 1,396	£ 1,650	£ 1,904	£ 2,285

Energy Efficiency Rating			Environmental Impact (CO ₂) Rating		
	Current	Potential		Current	Potential
<i>Very energy efficient - lower running costs</i>			<i>Very environmentally friendly - lower CO₂ emissions</i>		
(92-100) A			(92-100) A		
(81-91) B			(81-91) B		
(69-80) C			(69-80) C		
(55-68) D			(55-68) D		
(39-54) E			(39-54) E		
(21-38) F	28	34	(21-38) F	28	32
(1-20) G			(1-20) G		
<i>Not energy efficient - higher running costs</i>			<i>Not environmentally friendly - higher CO₂ emissions</i>		
England & Wales	EU Directive 2002/91/EC		England & Wales	EU Directive 2002/91/EC	

The energy efficiency rating is a measure of the overall efficiency of a home. The higher the rating the more energy efficient the home is and the lower the fuel bills will be.

The environmental impact rating is a measure of a home's impact on the environment in terms of carbon dioxide (CO₂) emissions. The higher the rating the less impact it has on the environment.

PLACES OF INTEREST NEAR BOLINGBROKE GROVE, WANDSWORTH, SW11



Northcote Road

Situated between Wandsworth and Clapham Commons, Northcote Road is a bustling shopping street, famous for the wide range of specialist shops, market stalls and boutiques. Voted London's second favourite shopping street in 2006, it is particularly popular with young professionals and families.

🚶 400m (7 mins) from Bolingbroke Grove



Northcote Rd Food Stalls

Northcote Road offers an impressive variety of bakers and patisseries, this particular example was created by Northcote Road cake stall which is open Monday to Saturday at 9.00am - 5.00pm.

🚶 400m (7 mins) from Bolingbroke Grove



Canada Geese

The Canada Goose is a wild goose which belongs to the genus Branta and is native to the more temperate regions of North America. It has distinctive features, such as the black head and neck, brown body and white face patches. They can be seen all year round in Wandsworth and Clapham Commons.

🚶 600m (10 mins) from Bolingbroke Grove



The Nightingale Pub

This cosy and traditional Young's pub is situated between Balham and South Battersea and was built on the Old Park Estate in 1869. It is a Grade II listed building with a warm and welcoming country pub feel, having won London's first "Pubs with a Heart" award as well as The Publican's National Community Pub of the Year in 2009.

🚶 800m (13 mins) from Bolingbroke Grove



Wandsworth Common

175 acres of open space in Wandsworth, this public common is at the heart of a friendly local community. Houses on the Wandsworth side of the common are known as the "Toastrack", and boast some notable former residents, such as the British Prime Minister, David Lloyd George. Also alongside the common is the Michelin Starred Chez Bruce.

🚶 800m (13 mins) from Bolingbroke Grove



Chez Bruce

With its unique flair, Chez Bruce has earned a reputation for being one of London's best neighbourhood restaurants, serving exceptional British cuisine with French overtones, along with a thoroughly welcoming and enjoyable atmosphere.

🚶 900m (15 mins) from Bolingbroke Grove