

Wandsworth Office

22 Bellevue Road
London
SW17 7EB

T 020 8672 9007
F 020 8672 5300
E wandsworth@edmundcude.com



RAVENSLEA ROAD, BALHAM, SW12

£825 per week

Preliminary Details

A stunning five bedroom family home to rent in Ravenslea Road, Balham. This Victorian house is set on four floors, and comprises of: fully functional basement with access to garden and utility room, double reception, fully fitted kitchen/diner with French doors to garden, utility room, five double bedrooms with hand made fitted wardrobes and two bathrooms. The house has retained its period features, with fireplaces, pictures rails, sash windows and cornicing, and has added features such as hand made fitted wardrobes and blinds. Ravenslea Road is situated between Wandsworth Common and Balham, thus offering great access to transport links, shopping facilities and outdoor activities.



5 Bedrooms • 2 Bathrooms




22 Bellevue Road, London, SW17 7EB
T 020 8672 9007 F 020 8672 5300 E wandsworth@edmundcude.com
www.edmundcude.com



Area Overview



Balham is an area offering great diversity for its residents. From the bustling High Street with its popular bars, restaurants and amenities to the Heaver Conservation area with its beautiful Victorian houses, Balham has plenty to offer either families or professional sharers. Tooting Bec Common is nearby with its famous lido. Typical properties in the area range from newly built apartment blocks and Victorian conversion flats to substantial family houses.



Ravenslea Road, Balham  Wandsworth Common (0.1M),  Balham (0.4M),  Balham (0.4M)

Council Tax Bands

Council	Band A	Band B	Band C	Band D	Band E	Band F	Band G	Band H
Wandsworth	£ 455	£ 530	£ 606	£ 682	£ 834	£ 985	£ 1,137	£ 1,364
Average	£ 761	£ 888	£ 1,015	£ 1,142	£ 1,396	£ 1,650	£ 1,904	£ 2,285

Energy Efficiency Rating			Environmental Impact (CO ₂) Rating		
	Current	Potential		Current	Potential
<i>Very energy efficient - lower running costs</i>			<i>Very environmentally friendly - lower CO₂ emissions</i>		
(92-100) A			(92-100) A		
(81-91) B			(81-91) B		
(69-80) C			(69-80) C		
(55-68) D		63	(55-68) D		57
(39-54) E	54		(39-54) E	48	
(21-38) F			(21-38) F		
(1-20) G			(1-20) G		
<i>Not energy efficient - higher running costs</i>			<i>Not environmentally friendly - higher CO₂ emissions</i>		
England & Wales	EU Directive 2002/91/EC		England & Wales	EU Directive 2002/91/EC	

The energy efficiency rating is a measure of the overall efficiency of a home. The higher the rating the more energy efficient the home is and the lower the fuel bills will be.

The environmental impact rating is a measure of a home's impact on the environment in terms of carbon dioxide (CO₂) emissions. The higher the rating the less impact it has on the environment.

PLACES OF INTEREST NEAR RAVENSLEA ROAD, BALHAM, SW12



Chez Bruce

With its unique flair, Chez Bruce has earned a reputation for being one of London's best neighbourhood restaurants, serving exceptional British cuisine with French overtones, along with a thoroughly welcoming and enjoyable atmosphere.

🚶 300m (5 mins) from Ravenslea Road



Wandsworth Common

175 acres of open space in Wandsworth, this public common is at the heart of a friendly local community. Houses on the Wandsworth side of the common are known as the "Toastrack", and boast some notable former residents, such as the British Prime Minister, David Lloyd George. Also alongside the common is the Michelin Starred Chez Bruce.

🚶 400m (7 mins) from Ravenslea Road



Canada Geese

The Canada Goose is a wild goose which belongs to the genus *Branta* and is native to the more temperate regions of North America. It has distinctive features, such as the black head and neck, brown body and white face patches. They can be seen all year round in Wandsworth and Clapham Commons.

🚶 500m (8 mins) from Ravenslea Road



The Nightingale Pub

This cosy and traditional Young's pub is situated between Balham and South Battersea and was built on the Old Park Estate in 1869. It is a Grade II listed building with a warm and welcoming country pub feel, having won London's first "Pubs with a Heart" award as well as The Publican's National Community Pub of the Year in 2009.

🚶 600m (10 mins) from Ravenslea Road



Northcote Road

Situated between Wandsworth and Clapham Commons, Northcote Road is a bustling shopping street, famous for the wide range of specialist shops, market stalls and boutiques. Voted London's second favourite shopping street in 2006, it is particularly popular with young professionals and families.

🚶 1300m (22 mins) from Ravenslea Road



Northcote Rd Food Stalls

Northcote Road offers an impressive variety of bakers and patisseries, this particular example was created by Northcote Road cake stall which is open Monday to Saturday at 9.00am - 5.00pm.

🚶 1300m (22 mins) from Ravenslea Road