

Camden Office

3 Parkway
London
NW1 7PG

T 020 7482 1060
F 020 7482 2260
E camden@edmundcude.com

**CHALTON STREET, BLOOMSBURY, NW1**
£350 per week**Preliminary Details**

A superb one bedroom flat with new floors and bathroom, situated on the ground floor of a Grade II listed purpose-built building with secure fob access. The property has been refurbished to a very high modern standard and is in an excellent location, a short walk from both Euston and King's Cross stations as well as the amenities of Bloomsbury and Camden Town. Accommodation comprises; open plan living room with fully-fitted kitchen, large double bedroom, modern bathroom and wooden floors throughout. The property comes furnished and would be ideal for a professional couple or students looking for a short walk to SOAS/UCL campuses.

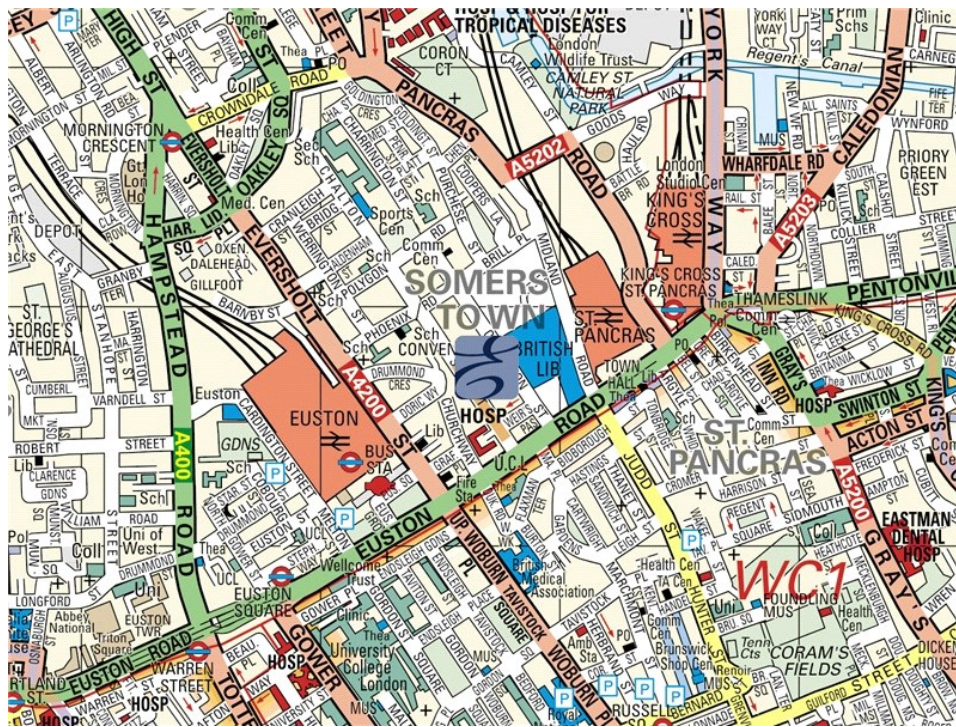
**1 Bedroom • 1 Bathroom**




3 Parkway, London, NW1 7PG
T 020 7482 1060 F 020 7482 2260 E camden@edmundcude.com
www.edmundcude.com



Area Overview

Blessed with gardens and squares and encompassing the capital's bastions of law, education and medicine, Bloomsbury has undisputed appeal. With shopping on Oxford St, entertainment in Leicester Square and restaurants in Covent Garden, Bloomsbury boasts a location that is hard to rival. Popular with city professionals, academics and international visitors, much of the accommodation tends to be beautifully presented studios, 1 and 2 bedroom flats.



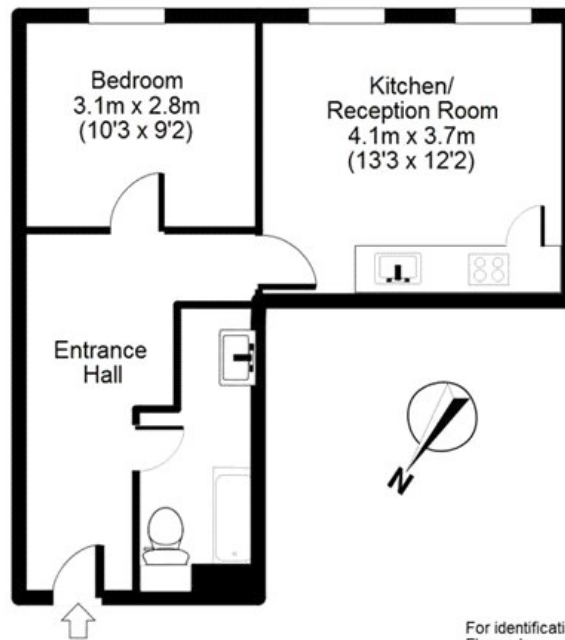
Chalton Street, Bloomsbury  Kings Cross St. Pancras (0.2M),  Euston (0.2M),  Euston Square (0.2M)

Council Tax Bands



Council	Band A	Band B	Band C	Band D	Band E	Band F	Band G	Band H
Camden	£ 888	£ 1,035	£ 1,183	£ 1,331	£ 1,627	£ 1,923	£ 2,219	£ 2,663
Average	£ 761	£ 888	£ 1,015	£ 1,142	£ 1,396	£ 1,650	£ 1,904	£ 2,285

Chalton Street, NW1

APPROX GROSS INTERNAL FLOOR AREA: 418 sq. ft / 39 sq. m



For identification purposes only - Not to scale
 Floorplan created by London Energy

Energy Efficiency Rating			Environmental Impact (CO ₂) Rating		
	Current	Potential		Current	Potential
Very energy efficient - lower running costs			Very environmentally friendly - lower CO ₂ emissions		
(92-100) A			(92-100) A		
(81-91) B			(81-91) B		
(69-80) C	76	77	(69-80) C	73	74
(55-68) D			(55-68) D		
(39-54) E			(39-54) E		
(21-38) F			(21-38) F		
(1-20) G			(1-20) G		
Not energy efficient - higher running costs			Not environmentally friendly - higher CO ₂ emissions		
England & Wales	EU Directive 2002/91/EC		England & Wales	EU Directive 2002/91/EC	

The energy efficiency rating is a measure of the overall efficiency of a home. The higher the rating the more energy efficient the home is and the lower the fuel bills will be.

The environmental impact rating is a measure of a home's impact on the environment in terms of carbon dioxide (CO₂) emissions. The higher the rating the less impact it has on the environment.

PLACES OF INTEREST NEAR CHALTON STREET, BLOOMSBURY, NW1



St Pancras

Designed by Gilbert Scott and originally opened in 1868, the station is now a Grade II listed building, famous for its impressive Victorian architecture. It is located on Euston Road in London and following a £800 million renovation, it is now one of the most striking stations in the UK.

🚶 300m (5 mins) from Chalton Street



Gandhi

Located in Tavistock Square, Bloomsbury, the statue of Gandhi was designed by Fredda Brilliant in 1968. Mahatma Gandhi, the spiritual and political leader who led India to freedom from British rule in 1947, is represented in a meditative state, appropriate for the serene surroundings of the beautiful park

🚶 500m (8 mins) from Chalton Street



Brunswick Centre

This Grade II listed shopping centre is located in the heart of Bloomsbury and, following a £26 million rejuvenation, it is one of the most fashionable in London. Originally designed in the mid-1960's by Patrick Hodgkinson, the centre now contains 560 flats, shops, restaurants and the Renoir Cinema.

🚶 700m (12 mins) from Chalton Street



Kings Place

A new classical music venue and art gallery situated just minutes from Kings Cross and St Pancras in London. Following a competition, Dixon Jones was appointed to design the building, which combines music and art, as well as providing a world class conference, events and office centre.

🚶 700m (12 mins) from Chalton Street



Russell Square Station

Russell Square is a London Underground station, located on Bernard Street in Bloomsbury. Opened in 1906 and designed by Leslie Green, the station is small, but very busy, being located on the Piccadilly Line.

🚶 800m (13 mins) from Chalton Street



Senate House

Senate House is the administrative centre of the University of London which is located in Bloomsbury, London. The building, which was built between 1932 and 1937, famously inspired George Orwell's description of the Ministry of Truth in his novel Nineteen Eighty Four.

🚶 1000m (17 mins) from Chalton Street