

**Bloomsbury Office**

26 Museum Street  
London  
WC1A 1JU

T 020 7291 0650

F 020 7291 0651

E [bloomsbury@edmundcude.com](mailto:bloomsbury@edmundcude.com)

**HASTINGS STREET, BLOOMSBURY, WC1H**  
**£535 per week****Preliminary Details**

This newly refurbished two bedroom property is located in a mansion block building close to Kings Cross and Russell Square station. It has two large double bedrooms, one shower room, separate living room and spacious kitchen. In addition, it has wooden flooring throughout, fully fitted kitchen with washing machine and dishwasher and there is a communal roof terrace on top of the building. It is offered furnished/unfurnished but has a large plasma TV and is perfect for a couple or sharers.

**2 Bedroom • 1 Bathroom**




26 Museum Street, London, WC1A 1JU  
T 020 7291 0650 F 020 7291 0651 E [bloomsbury@edmundcude.com](mailto:bloomsbury@edmundcude.com)  
[www.edmundcude.com](http://www.edmundcude.com)



## Area Overview

Blessed with gardens and squares and encompassing the capital's bastions of law, education and medicine, Bloomsbury has undisputed appeal. With shopping on Oxford St, entertainment in Leicester Square and restaurants in Covent Garden, Bloomsbury boasts a location that is hard to rival. Popular with city professionals, academics and international visitors, much of the accommodation tends to be beautifully presented studios, 1 and 2 bedroom flats.



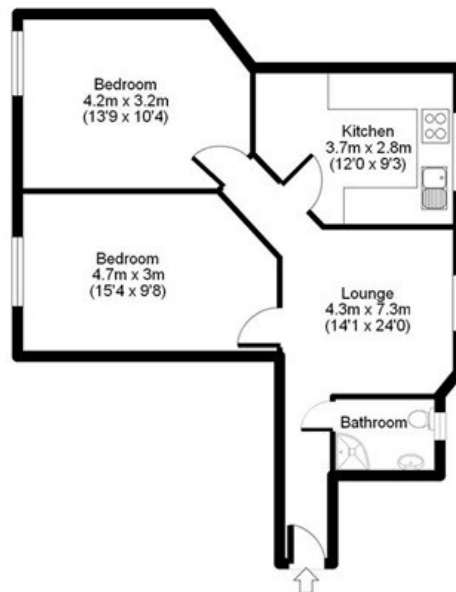
Hastings Street, Bloomsbury  Kings Cross St. Pancras (0.1M),  Kings Cross (0.2M),  Russell Square (0.4M)

## Council Tax Bands



Council	Band A	Band B	Band C	Band D	Band E	Band F	Band G	Band H
Camden	£ 888	£ 1,035	£ 1,183	£ 1,331	£ 1,627	£ 1,923	£ 2,219	£ 2,663
Average	£ 761	£ 888	£ 1,015	£ 1,142	£ 1,396	£ 1,650	£ 1,904	£ 2,285

## Queen Alexandra Mansions WC1

APPROX GROSS INTERNAL FLOOR AREA: 560 sq. ft / 52 sq. m



Floorplan for identity purposes only.  
Measurements are approximate and not to scale.

Energy Efficiency Rating			Environmental Impact (CO <sub>2</sub> ) Rating		
	Current	Potential		Current	Potential
Very energy efficient - lower running costs			Very environmentally friendly - lower CO <sub>2</sub> emissions		
(92-100) <b>A</b>			(92-100) <b>A</b>		
(81-91) <b>B</b>			(81-91) <b>B</b>		
(69-80) <b>C</b>	<b>76</b>	<b>78</b>	(69-80) <b>C</b>	<b>74</b>	<b>74</b>
(55-68) <b>D</b>			(55-68) <b>D</b>		
(39-54) <b>E</b>			(39-54) <b>E</b>		
(21-38) <b>F</b>			(21-38) <b>F</b>		
(1-20) <b>G</b>			(1-20) <b>G</b>		
Not energy efficient - higher running costs			Not environmentally friendly - higher CO <sub>2</sub> emissions		
<b>England &amp; Wales</b>	EU Directive 2002/91/EC		<b>England &amp; Wales</b>	EU Directive 2002/91/EC	

The energy efficiency rating is a measure of the overall efficiency of a home. The higher the rating the more energy efficient the home is and the lower the fuel bills will be.

The environmental impact rating is a measure of a home's impact on the environment in terms of carbon dioxide (CO<sub>2</sub>) emissions. The higher the rating the less impact it has on the environment.

## PLACES OF INTEREST NEAR HASTINGS STREET, BLOOMSBURY, WC1H



### St Pancras

Designed by Gilbert Scott and originally opened in 1868, the station is now a Grade II listed building, famous for its impressive Victorian architecture. It is located on Euston Road in London and following a £800 million renovation, it is now one of the most striking stations in the UK.

🚶 200m (3 mins) from Hastings Street



### Brunswick Centre

This Grade II listed shopping centre is located in the heart of Bloomsbury and, following a £26 million rejuvenation, it is one of the most fashionable in London. Originally designed in the mid-1960's by Patrick Hodgkinson, the centre now contains 560 flats, shops, restaurants and the Renoir Cinema.

🚶 400m (7 mins) from Hastings Street



### Gandhi

Located in Tavistock Square, Bloomsbury, the statue of Gandhi was designed by Fredda Brilliant in 1968. Mahatma Gandhi, the spiritual and political leader who led India to freedom from British rule in 1947, is represented in a meditative state, appropriate for the serene surroundings of the beautiful park

🚶 500m (8 mins) from Hastings Street



### Russell Square Station

Russell Square is a London Underground station, located on Bernard Street in Bloomsbury. Opened in 1906 and designed by Leslie Green, the station is small, but very busy, being located on the Piccadilly Line.

🚶 600m (10 mins) from Hastings Street



### Kings Place

A new classical music venue and art gallery situated just minutes from Kings Cross and St Pancras in London. Following a competition, Dixon Jones was appointed to design the building, which combines music and art, as well as providing a world class conference, events and office centre.

🚶 700m (12 mins) from Hastings Street



### Senate House

Senate House is the administrative centre of the University of London which is located in Bloomsbury, London. The building, which was built between 1932 and 1937, famously inspired George Orwell's description of the Ministry of Truth in his novel Nineteen Eighty Four.

🚶 900m (15 mins) from Hastings Street