

Bloomsbury Office

26 Museum Street
London
WC1A 1JU

T 020 7291 0650
F 020 7291 0651
E bloomsbury@edmundcude.com

**DOUGHTY MEWS, BLOOMSBURY, WC1N**
£575 per week**Preliminary Details**

Situated on one of the most sought after streets in Bloomsbury, this spacious two bedroom property is located on the ground floor of a charming mews house. It has wooden floors throughout, a large open plan kitchen/living area with spotlights, two bathrooms and modern fixtures and fittings. The bedrooms are both double size with built in wardrobe space and one has an ensuite bathroom with a bath. The kitchen is fitted with modern appliances and is a perfect space for entertaining. Close to Russell Square, this property would be suitable for sharers or professionals looking to live in London.

**2 Bedrooms • 2 Bathrooms**




26 Museum Street, London, WC1A 1JU
T 020 7291 0650 F 020 7291 0651 E bloomsbury@edmundcude.com
www.edmundcude.com



Area Overview

Blessed with gardens and squares and encompassing the capital's bastions of law, education and medicine, Bloomsbury has undisputed appeal. With shopping on Oxford St, entertainment in Leicester Square and restaurants in Covent Garden, Bloomsbury boasts a location that is hard to rival. Popular with city professionals, academics and international visitors, much of the accommodation tends to be beautifully presented studios, 1 and 2 bedroom flats.



Doughty Mews, Bloomsbury  Russell Square (0.3M),  Chancery Lane (0.4M),  Holborn (0.5M)

Council Tax Bands

Council	Band A	Band B	Band C	Band D	Band E	Band F	Band G	Band H
Camden	£ 888	£ 1,035	£ 1,183	£ 1,331	£ 1,627	£ 1,923	£ 2,219	£ 2,663
Average	£ 761	£ 888	£ 1,015	£ 1,142	£ 1,396	£ 1,650	£ 1,904	£ 2,285

PLACES OF INTEREST NEAR DOUGHTY MEWS, BLOOMSBURY, WC1N



Brunswick Centre

This Grade II listed shopping centre is located in the heart of Bloomsbury and, following a £26 million rejuvenation, it is one of the most fashionable in London. Originally designed in the mid-1960's by Patrick Hodgkinson, the centre now contains 560 flats, shops, restaurants and the Renoir Cinema.

🚶 500m (8 mins) from Doughty Mews



Russell Square Station

Russell Square is a London Underground station, located on Bernard Street in Bloomsbury. Opened in 1906 and designed by Leslie Green, the station is small, but very busy, being located on the Piccadilly Line.

🚶 500m (8 mins) from Doughty Mews



British Museum

A museum of human history and culture based in Bloomsbury, London. The collection, which is largely based on those of the physicist and scientist Sir Hans Sloane was established in 1753. As one of the most comprehensive collections of its kind in the world, it continues to draw crowds from all corners of the globe and is one of London's most popular tourist attractions.

🚶 800m (13 mins) from Doughty Mews



Gandhi

Located in Tavistock Square, Bloomsbury, the statue of Gandhi was designed by Fredda Brilliant in 1968. Mahatma Gandhi, the spiritual and political leader who led India to freedom from British rule in 1947, is represented in a meditative state, appropriate for the serene surroundings of the beautiful park

🚶 800m (13 mins) from Doughty Mews



Senate House

Senate House is the administrative centre of the University of London which is located in Bloomsbury, London. The building, which was built between 1932 and 1937, famously inspired George Orwell's description of the Ministry of Truth in his novel Nineteen Eighty Four.

🚶 800m (13 mins) from Doughty Mews



Museum St

Dating back to before the 1300's, Museum Street is at the heart of the borough of Bloomsbury. To its north lies the British Museum, hence its name, and also the Museum Tavern, which dates back to 1723. The street is populated with bookshops, such as the Atlantis bookshop, cafes and also Banbury Ball, our Bloomsbury branch.

🚶 800m (13 mins) from Doughty Mews