

Bloomsbury Office

26 Museum Street
London
WC1A 1JU

T 020 7291 0650

F 020 7291 0651

E bloomsbury@edmundcude.com



BROWNLOW MEWS, BLOOMSBURY, WC1N

£450 per week

Preliminary Details

This nicely presented two bedroom flat is set on the top floor of a period conversion, quietly positioned on a cobbled street within easy walking distance of both Chancery Lane and Russell Square Stations. The flat comprises of a lounge/dining area, separate kitchen, master bedroom, modern bathroom and a second double room / study. The flat is offered furnished and is available for a long term let. Suitable for post graduate students or professionals.



2 Bedroom • 1 Bathroom




26 Museum Street, London, WC1A 1JU
T 020 7291 0650 F 020 7291 0651 E bloomsbury@edmundcude.com
www.edmundcude.com



Area Overview



Blessed with gardens and squares and encompassing the capital's bastions of law, education and medicine, Bloomsbury has undisputed appeal. With shopping on Oxford St, entertainment in Leicester Square and restaurants in Covent Garden, Bloomsbury boasts a location that is hard to rival. Popular with city professionals, academics and international visitors, much of the accommodation tends to be beautifully presented studios, 1 and 2 bedroom flats.



Brownlow Mews, Bloomsbury  Chancery Lane (0.4M),  Russell Square (0.4M),  Farringdon (0.5M)

Council Tax Bands

Council	Band A	Band B	Band C	Band D	Band E	Band F	Band G	Band H
Camden	£ 888	£ 1,035	£ 1,183	£ 1,331	£ 1,627	£ 1,923	£ 2,219	£ 2,663
Average	£ 761	£ 888	£ 1,015	£ 1,142	£ 1,396	£ 1,650	£ 1,904	£ 2,285

Energy Efficiency Rating			Environmental Impact (CO ₂) Rating		
	Current	Potential		Current	Potential
<i>Very energy efficient - lower running costs</i>			<i>Very environmentally friendly - lower CO₂ emissions</i>		
(92-100) A			(92-100) A		
(81-91) B			(81-91) B		
(69-80) C			(69-80) C		
(55-68) D			(55-68) D		
(39-54) E			(39-54) E		
(21-38) F			(21-38) F		
(1-20) G			(1-20) G		
<i>Not energy efficient - higher running costs</i>			<i>Not environmentally friendly - higher CO₂ emissions</i>		
England & Wales	EU Directive 2002/91/EC		England & Wales	EU Directive 2002/91/EC	

The energy efficiency rating is a measure of the overall efficiency of a home. The higher the rating the more energy efficient the home is and the lower the fuel bills will be.

The environmental impact rating is a measure of a home's impact on the environment in terms of carbon dioxide (CO₂) emissions. The higher the rating the less impact it has on the environment.

PLACES OF INTEREST NEAR BROWNLOW MEWS, BLOOMSBURY, WC1N



Brunswick Centre

This Grade II listed shopping centre is located in the heart of Bloomsbury and, following a £26 million rejuvenation, it is one of the most fashionable in London. Originally designed in the mid-1960's by Patrick Hodgkinson, the centre now contains 560 flats, shops, restaurants and the Renoir Cinema.

🚶 600m (10 mins) from Brownlow Mews



Russell Square Station

Russell Square is a London Underground station, located on Bernard Street in Bloomsbury. Opened in 1906 and designed by Leslie Green, the station is small, but very busy, being located on the Piccadilly Line.

🚶 600m (10 mins) from Brownlow Mews



British Museum

A museum of human history and culture based in Bloomsbury, London. The collection, which is largely based on those of the physicist and scientist Sir Hans Sloane was established in 1753. As one of the most comprehensive collections of its kind in the world, it continues to draw crowds from all corners of the globe and is one of London's most popular tourist attractions.

🚶 900m (15 mins) from Brownlow Mews



Sadler's Wells

Sadler's Wells Theatre is the collective name of the 6 theatres which have been located in Islington since 1683. The theatre is dedicated to bringing the best in UK and international dance to a London audience, from contemporary dance, to flamenco, tap and family shows, there is something for everyone to enjoy.

🚶 900m (15 mins) from Brownlow Mews



Senate House

Senate House is the administrative centre of the University of London which is located in Bloomsbury, London. The building, which was built between 1932 and 1937, famously inspired George Orwell's description of the Ministry of Truth in his novel Nineteen Eighty Four.

🚶 900m (15 mins) from Brownlow Mews



Museum St

Dating back to before the 1300's, Museum Street is at the heart of the borough of Bloomsbury. To its north lies the British Museum, hence its name, and also the Museum Tavern, which dates back to 1723. The street is populated with bookshops, such as the Atlantis bookshop, cafes and also Banbury Ball, our Bloomsbury branch.

🚶 900m (15 mins) from Brownlow Mews