

Bloomsbury Office

26 Museum Street
London
WC1A 1JU

T 020 7291 0650

F 020 7291 0651

E bloomsbury@edmundcude.com

**CARTWRIGHT GARDENS, BLOOMSBURY, WC1H**
£450 per week**Preliminary Details**

Located in the award winning crescent of Cartwright Gardens, this studio flat comes all inclusive of all bills (apart from council tax and TV licence), this includes SKY/cable TV, recently upgraded high speed broadband internet, electric, heating, hot water, A/C, flat screen TV and very good standard furnishings. Each studio comes with good storage, a futon, wooden floors and a well equipped kitchen which also includes a microwave. There is also access to a laundry room with several washer dryers. The development is covered by 24 hour CCTV and 24 hour on site security.

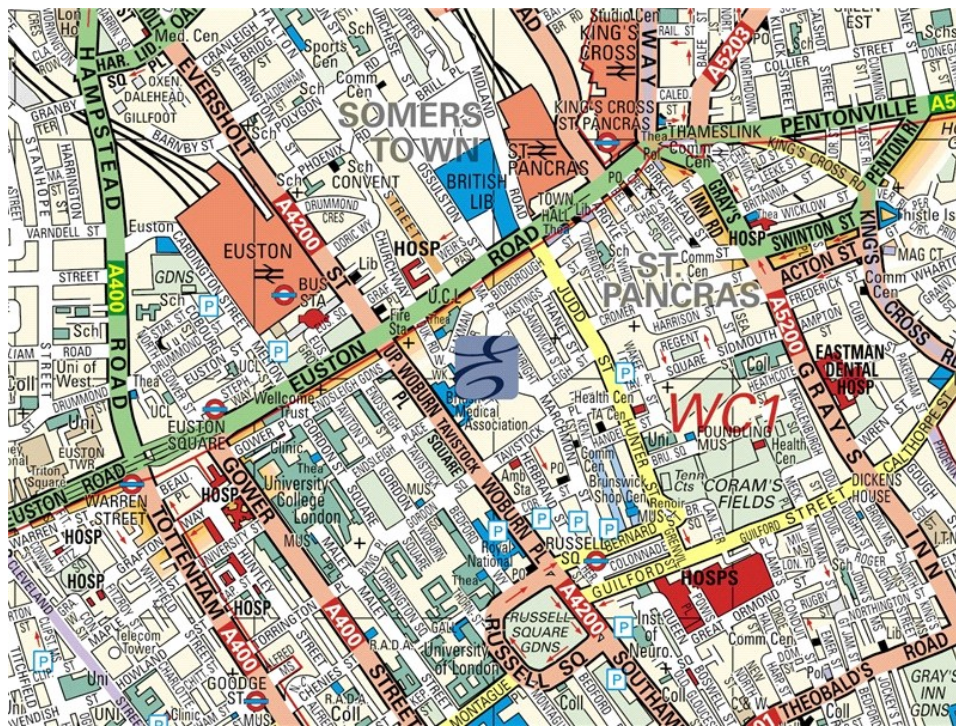
**Studio • 1 Bathroom**

26 Museum Street, London, WC1A 1JU
T 020 7291 0650 F 020 7291 0651 E bloomsbury@edmundcude.com
www.edmundcude.com



Area Overview



Blessed with gardens and squares and encompassing the capital's bastions of law, education and medicine, Bloomsbury has undisputed appeal. With shopping on Oxford St, entertainment in Leicester Square and restaurants in Covent Garden, Bloomsbury boasts a location that is hard to rival. Popular with city professionals, academics and international visitors, much of the accommodation tends to be beautifully presented studios, 1 and 2 bedroom flats.



Cartwright Gardens, Bloomsbury 🚶 Kings Cross St. Pancras (0.3M), 🚶 Russell Square (0.3M), 🚶 Euston Square (0.3M)

Council Tax Bands

Council	Band A	Band B	Band C	Band D	Band E	Band F	Band G	Band H
Camden	£ 888	£ 1,035	£ 1,183	£ 1,331	£ 1,627	£ 1,923	£ 2,219	£ 2,663
Average	£ 761	£ 888	£ 1,015	£ 1,142	£ 1,396	£ 1,650	£ 1,904	£ 2,285

Energy Efficiency Rating			Environmental Impact (CO ₂) Rating		
	Current	Potential		Current	Potential
<i>Very energy efficient - lower running costs</i>			<i>Very environmentally friendly - lower CO₂ emissions</i>		
(92-100) A			(92-100) A		
(81-91) B			(81-91) B		
(69-80) C	77	77	(69-80) C	73	73
(55-68) D			(55-68) D		
(39-54) E			(39-54) E		
(21-38) F			(21-38) F		
(1-20) G			(1-20) G		
<i>Not energy efficient - higher running costs</i>			<i>Not environmentally friendly - higher CO₂ emissions</i>		
England & Wales	EU Directive 2002/91/EC		England & Wales	EU Directive 2002/91/EC	

The energy efficiency rating is a measure of the overall efficiency of a home. The higher the rating the more energy efficient the home is and the lower the fuel bills will be.

The environmental impact rating is a measure of a home's impact on the environment in terms of carbon dioxide (CO₂) emissions. The higher the rating the less impact it has on the environment.

PLACES OF INTEREST NEAR CARTWRIGHT GARDENS, BLOOMSBURY, WC1H



Gandhi

Located in Tavistock Square, Bloomsbury, the statue of Gandhi was designed by Fredda Brilliant in 1968. Mahatma Gandhi, the spiritual and political leader who led India to freedom from British rule in 1947, is represented in a meditative state, appropriate for the serene surroundings of the beautiful park

🚶 200m (3 mins) from Cartwright Gardens



Brunswick Centre

This Grade II listed shopping centre is located in the heart of Bloomsbury and, following a £26 million rejuvenation, it is one of the most fashionable in London. Originally designed in the mid-1960's by Patrick Hodgkinson, the centre now contains 560 flats, shops, restaurants and the Renoir Cinema.

🚶 300m (5 mins) from Cartwright Gardens



St Pancras

Designed by Gilbert Scott and originally opened in 1868, the station is now a Grade II listed building, famous for its impressive Victorian architecture. It is located on Euston Road in London and following a £800 million renovation, it is now one of the most striking stations in the UK.

🚶 400m (7 mins) from Cartwright Gardens



Russell Square Station

Russell Square is a London Underground station, located on Bernard Street in Bloomsbury. Opened in 1906 and designed by Leslie Green, the station is small, but very busy, being located on the Piccadilly Line.

🚶 500m (8 mins) from Cartwright Gardens



Senate House

Senate House is the administrative centre of the University of London which is located in Bloomsbury, London. The building, which was built between 1932 and 1937, famously inspired George Orwell's description of the Ministry of Truth in his novel Nineteen Eighty Four.

🚶 600m (10 mins) from Cartwright Gardens



British Museum

A museum of human history and culture based in Bloomsbury, London. The collection, which is largely based on those of the physicist and scientist Sir Hans Sloane was established in 1753. As one of the most comprehensive collections of its kind in the world, it continues to draw crowds from all corners of the globe and is one of London's most popular tourist attractions.

🚶 800m (13 mins) from Cartwright Gardens