

Bloomsbury Office

26 Museum Street
London
WC1A 1JU

T 020 7291 0650

F 020 7291 0651

E bloomsbury@edmundcude.com



ARGYLE SQUARE, BLOOMSBURY, WC1H

£450 per week

Preliminary Details

This newly refurbished lower ground floor property boasts generous living areas, one large double and one single bedroom. It comes fully equipped with plenty of storage and has a separate utility room. With modern fittings throughout, it also has a breakfast/dining area, large living room and personal bike storage at the front. It is situated five minutes from kings cross and perfect for a professional couple. Also available for a 3 month to 5 month short let.



2 Bedroom • 1 Bathroom




26 Museum Street, London, WC1A 1JU
T 020 7291 0650 F 020 7291 0651 E bloomsbury@edmundcude.com
www.edmundcude.com



Area Overview



Blessed with gardens and squares and encompassing the capital's bastions of law, education and medicine, Bloomsbury has undisputed appeal. With shopping on Oxford St, entertainment in Leicester Square and restaurants in Covent Garden, Bloomsbury boasts a location that is hard to rival. Popular with city professionals, academics and international visitors, much of the accommodation tends to be beautifully presented studios, 1 and 2 bedroom flats.



Argyle Square, Bloomsbury  Kings Cross St. Pancras (0.1M),  Kings Cross (0.2M),  Russell Square (0.4M)

Council Tax Bands

Council	Band A	Band B	Band C	Band D	Band E	Band F	Band G	Band H
Camden	£ 888	£ 1,035	£ 1,183	£ 1,331	£ 1,627	£ 1,923	£ 2,219	£ 2,663
Average	£ 761	£ 888	£ 1,015	£ 1,142	£ 1,396	£ 1,650	£ 1,904	£ 2,285

Energy Efficiency Rating			Environmental Impact (CO ₂) Rating		
	Current	Potential		Current	Potential
<i>Very energy efficient - lower running costs</i>			<i>Very environmentally friendly - lower CO₂ emissions</i>		
(92-100) A			(92-100) A		
(81-91) B			(81-91) B		
(69-80) C			(69-80) C		
(55-68) D	68	70	(55-68) D	64	64
(39-54) E			(39-54) E		
(21-38) F			(21-38) F		
(1-20) G			(1-20) G		
<i>Not energy efficient - higher running costs</i>			<i>Not environmentally friendly - higher CO₂ emissions</i>		
England & Wales	EU Directive 2002/91/EC		England & Wales	EU Directive 2002/91/EC	

The energy efficiency rating is a measure of the overall efficiency of a home. The higher the rating the more energy efficient the home is and the lower the fuel bills will be.

The environmental impact rating is a measure of a home's impact on the environment in terms of carbon dioxide (CO₂) emissions. The higher the rating the less impact it has on the environment.

PLACES OF INTEREST NEAR ARGYLE SQUARE, BLOOMSBURY, WC1H



St Pancras

Designed by Gilbert Scott and originally opened in 1868, the station is now a Grade II listed building, famous for its impressive Victorian architecture. It is located on Euston Road in London and following a £800 million renovation, it is now one of the most striking stations in the UK.

🚶 300m (5 mins) from Argyle Square



Brunswick Centre

This Grade II listed shopping centre is located in the heart of Bloomsbury and, following a £26 million rejuvenation, it is one of the most fashionable in London. Originally designed in the mid-1960's by Patrick Hodgkinson, the centre now contains 560 flats, shops, restaurants and the Renoir Cinema.

🚶 400m (7 mins) from Argyle Square



Russell Square Station

Russell Square is a London Underground station, located on Bernard Street in Bloomsbury. Opened in 1906 and designed by Leslie Green, the station is small, but very busy, being located on the Piccadilly Line.

🚶 600m (10 mins) from Argyle Square



Gandhi

Located in Tavistock Square, Bloomsbury, the statue of Gandhi was designed by Fredda Brilliant in 1968. Mahatma Gandhi, the spiritual and political leader who led India to freedom from British rule in 1947, is represented in a meditative state, appropriate for the serene surroundings of the beautiful park

🚶 600m (10 mins) from Argyle Square



Kings Place

A new classical music venue and art gallery situated just minutes from Kings Cross and St Pancras in London. Following a competition, Dixon Jones was appointed to design the building, which combines music and art, as well as providing a world class conference, events and office centre.

🚶 700m (12 mins) from Argyle Square



Senate House

Senate House is the administrative centre of the University of London which is located in Bloomsbury, London. The building, which was built between 1932 and 1937, famously inspired George Orwell's description of the Ministry of Truth in his novel Nineteen Eighty Four.

🚶 900m (15 mins) from Argyle Square