

### **Bloomsbury Office**

26 Museum Street  
London  
WC1A 1JU

T 020 7291 0650  
F 020 7291 0651  
E [bloomsbury@edmundcude.com](mailto:bloomsbury@edmundcude.com)



## **MUSEUM STREET, COVENT GARDEN, WC1A**

**£595 per week**

### **Preliminary Details**

Situated in the heart of London near the British Museum, this split level 1/2 bedroom property offers large living areas and modern fittings throughout. It includes a living/dining area, washing machine, large fitted wardrobes and separate bathroom. The second bedroom would ideally be used as a study or work area as the master bedroom is very large. Perfect for a professional or couple working in London.



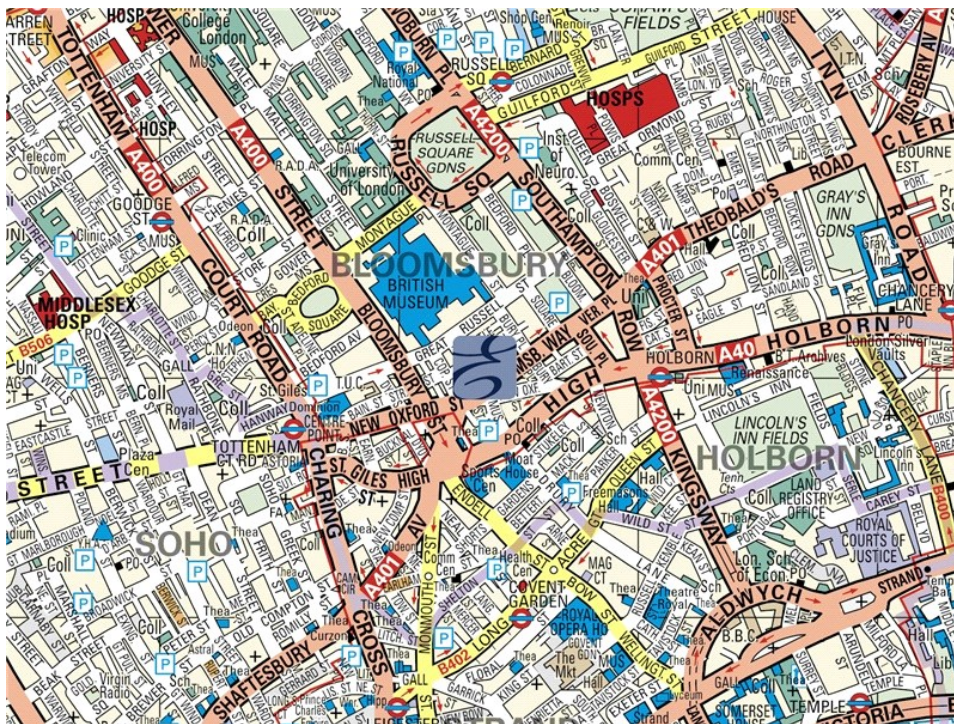
### **2 Bedroom • 1 Bathroom**

26 Museum Street, London, WC1A 1JU  
T 020 7291 0650 F 020 7291 0651 E [bloomsbury@edmundcude.com](mailto:bloomsbury@edmundcude.com)  
[www.edmundcude.com](http://www.edmundcude.com)



## Area Overview



Covent Garden is the home to countless boutiques and market stalls as well as a myriad of street entertainers who perform at every opportunity. Surrounding the main piazza are bars and restaurants which make the area buzz with vitality. The area hosts a wealth of theatres, the London Coliseum on St Martin's Lane houses the impressive English National Opera and the Theatre Royal on Drury Lane is an immense edifice that has the largest theatre auditorium in London. Although Covent Garden is usually packed with visitors, the area remains attractive and vibrant.



Museum Street, Covent Garden  Holborn (0.2M),  Tottenham Court Road (0.3M),  Russell Square (0.4M)

## Council Tax Bands

Council	Band A	Band B	Band C	Band D	Band E	Band F	Band G	Band H
Camden	£ 888	£ 1,035	£ 1,183	£ 1,331	£ 1,627	£ 1,923	£ 2,219	£ 2,663
Average	£ 761	£ 888	£ 1,015	£ 1,142	£ 1,396	£ 1,650	£ 1,904	£ 2,285

Energy Efficiency Rating			Environmental Impact (CO <sub>2</sub> ) Rating		
	Current	Potential		Current	Potential
<i>Very energy efficient - lower running costs</i>			<i>Very environmentally friendly - lower CO<sub>2</sub> emissions</i>		
(92-100) <b>A</b>			(92-100) <b>A</b>		
(81-91) <b>B</b>			(81-91) <b>B</b>		
(69-80) <b>C</b>		74	(69-80) <b>C</b>		70
(55-68) <b>D</b>	54		(55-68) <b>D</b>	57	
(39-54) <b>E</b>			(39-54) <b>E</b>		
(21-38) <b>F</b>			(21-38) <b>F</b>		
(1-20) <b>G</b>			(1-20) <b>G</b>		
<i>Not energy efficient - higher running costs</i>			<i>Not environmentally friendly - higher CO<sub>2</sub> emissions</i>		
<b>England &amp; Wales</b>	EU Directive 2002/91/EC		<b>England &amp; Wales</b>	EU Directive 2002/91/EC	

The energy efficiency rating is a measure of the overall efficiency of a home. The higher the rating the more energy efficient the home is and the lower the fuel bills will be.

The environmental impact rating is a measure of a home's impact on the environment in terms of carbon dioxide (CO<sub>2</sub>) emissions. The higher the rating the less impact it has on the environment.

## PLACES OF INTEREST NEAR MUSEUM STREET, COVENT GARDEN, WC1A



### **Museum St**

Dating back to before the 1300's, Museum Street is at the heart of the borough of Bloomsbury. To its north lies the British Museum, hence its name, and also the Museum Tavern, which dates back to 1723. The street is populated with bookshops, such as the Atlantis bookshop, cafes and also Banbury Ball, our Bloomsbury branch.

🚶 0m (0 mins) from Museum Street



### **British Museum**

A museum of human history and culture based in Bloomsbury, London. The collection, which is largely based on those of the physicist and scientist Sir Hans Sloane was established in 1753. As one of the most comprehensive collections of its kind in the world, it continues to draw crowds from all corners of the globe and is one of London's most popular tourist attractions.

🚶 200m (3 mins) from Museum Street



### **Bedford Square**

Bedford Square in Bloomsbury, named after the Dukes of Bedford, is considered to be one of the best preserved pieces of Georgian architecture in London with a number of eminent residents, such as Lord Eldon, the celebrated Lord Chancellor.

🚶 400m (7 mins) from Museum Street



### **Neals Yard**

Famous for their wide range of specialist homeopathic remedies and complimentary medicines, Neals Yard aims educate and make natural remedies accessible to all. Following the opening of the first store 27 years ago, there are now 38 nationwide, selling high quality natural products.

🚶 400m (7 mins) from Museum Street



### **Senate House**

Senate House is the administrative centre of the University of London which is located in Bloomsbury, London. The building, which was built between 1932 and 1937, famously inspired George Orwell's description of the Ministry of Truth in his novel Nineteen Eighty Four.

🚶 400m (7 mins) from Museum Street



### **Monmouth Coffee Shop**

The Monmouth Coffee Company was established in 1978, and the original shop was based in Monmouth Street, Covent Garden. Now, with 3 branches, they continue to provide superb coffees which have been ethically sourced, from all over the world.

🚶 400m (7 mins) from Museum Street