

West Hampstead Office

322 West End Lane
London
NW6 1LN

T 020 7794 1000
F 020 7794 7444
E westhampstead@edmundcude.com

**COMPAYNE GARDENS, WEST HAMPSTEAD, NW6**
£1,190 per week**Preliminary Details**

This attractive upper maisonette offers spacious accommodation with three separate roof terraces for the ultimate in modish living. The property includes a huge double reception room with balconies, five double bedrooms, three bathrooms (one en suite), a modern eat-in kitchen, study and cloakroom. It benefits from wooden flooring throughout and is situated on this popular residential street, close to the amenities and transport of Finchley road, Swiss Cottage and West Hampstead.

**5 Bedrooms • 3 Bathrooms**




322 West End Lane, London, NW6 1LN
T 020 7794 1000 F 020 7794 7444 E westhampstead@edmundcude.com
www.edmundcude.com



Area Overview

West Hampstead is one of London's best kept "villages" and has always been hugely popular among young professionals and small families looking to move out to a leafy suburb with a great sense of community, whilst wanting to remain a stone's throw away from Central London. The main focus of the area and local community is West End Lane which boasts a fantastic variety of independent cafes, bakeries, boutiques and bars, ranging from cheap eats to trendy gourmet options with many offering live music and entertainment during the week.



Compayne Gardens, West Hampstead  West Hampstead (0.2M),  West Hampstead (0.2M),  Finchley Road (0.3M)

Council Tax Bands

Council	Band A	Band B	Band C	Band D	Band E	Band F	Band G	Band H
Camden	£ 888	£ 1,035	£ 1,183	£ 1,331	£ 1,627	£ 1,923	£ 2,219	£ 2,663
Average	£ 761	£ 888	£ 1,015	£ 1,142	£ 1,396	£ 1,650	£ 1,904	£ 2,285

PLACES OF INTEREST NEAR COMPAYNE GARDENS, WEST HAMPSTEAD, NW6



O2 centre

The O2 Centre located on Finchley Road offers the convenience of everything under one roof - a wide range of restaurants, 8 screen cinema, flagship health club and a carefully chosen selection of retail outlets.

🚶 500m (8 mins) from Compayne Gardens



New Thameslink Station

After 18 months of construction and redevelopment, the new West Hampstead Thameslink station has reopened. The new station is part of a £6bn scheme to introduce longer and more frequent trains on the route from Bedford to Brighton.

🚶 500m (8 mins) from Compayne Gardens



The Wet Fish Cafe

Once a classic "wet fish shop" in the 1900s, The Wet Fish Cafe is now in its 7th year and is one of the most popular eateries on West End Lane. It is renowned for its 'modern comfort food', extensive wine list and fresh ingredients.

🚶 800m (13 mins) from Compayne Gardens



Alice House

The Alice House is a beautiful cocktail bar with a vintage style interior and a great decking area perfect for late night summer drinks.

🚶 900m (15 mins) from Compayne Gardens



The Lion

What was once an unremarkable pub has now been recently refurbished with a garden and an outside terrace that buzzes at the weekends.

🚶 900m (15 mins) from Compayne Gardens



Tricycle Theatre

The Tricycle theatre specialises in works reflecting cultural diversity, and also plays host to an art gallery and cinema.

🚶 900m (15 mins) from Compayne Gardens