

Bloomsbury Office

26 Museum Street
London
WC1A 1JU

T 020 7291 0650

F 020 7291 0651

E bloomsbury@edmundcude.com



BRUNSWICK CENTRE, BLOOMSBURY, WC1N **£540 per week**

Preliminary Details

A well presented two bedroom property situated within the sought after Brunswick Centre. The property comprises of open plan kitchen/reception room, two double bedrooms and a separate bathroom. The property benefits from a large balcony which overlooks Coram fields, wooden flooring, washing machine and plenty of storage space. This would be perfect for a professional couple and is minutes away from Russell Square Station.



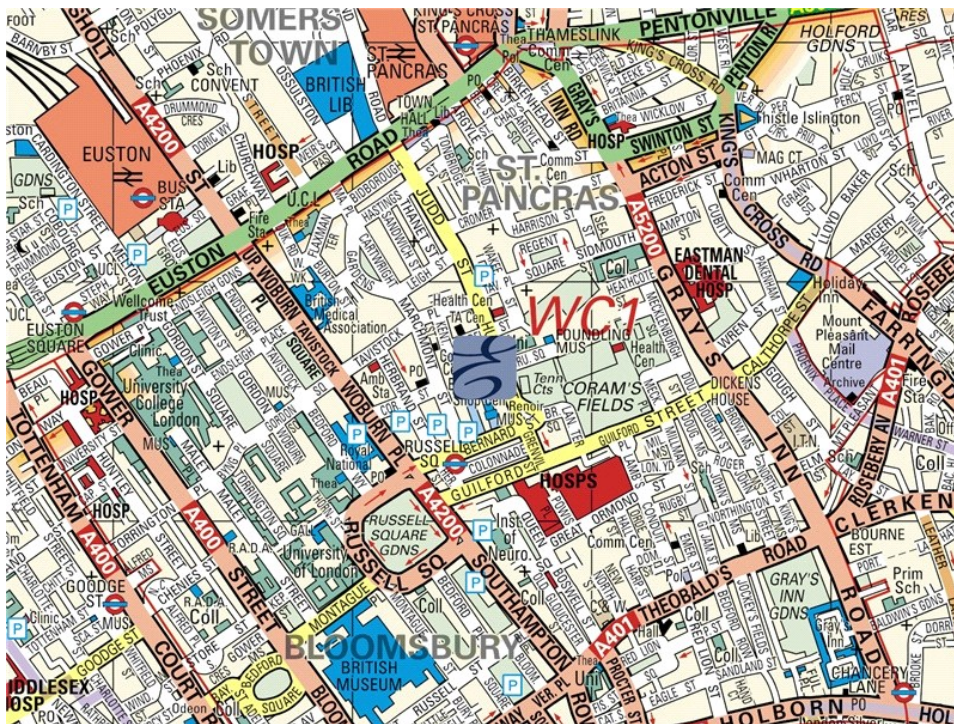
2 Bedroom • 1 Bathroom

26 Museum Street, London, WC1A 1JU
T 020 7291 0650 F 020 7291 0651 E bloomsbury@edmundcude.com
www.edmundcude.com



Area Overview



Blessed with gardens and squares and encompassing the capital's bastions of law, education and medicine, Bloomsbury has undisputed appeal. With shopping on Oxford St, entertainment in Leicester Square and restaurants in Covent Garden, Bloomsbury boasts a location that is hard to rival. Popular with city professionals, academics and international visitors, much of the accommodation tends to be beautifully presented studios, 1 and 2 bedroom flats.



Brunswick Centre, Bloomsbury  Russell Square (0.1M),  Kings Cross St. Pancras (0.4M),  Kings Cross (0.5M)

Council Tax Bands

Council	Band A	Band B	Band C	Band D	Band E	Band F	Band G	Band H
Camden	£ 888	£ 1,035	£ 1,183	£ 1,331	£ 1,627	£ 1,923	£ 2,219	£ 2,663
Average	£ 761	£ 888	£ 1,015	£ 1,142	£ 1,396	£ 1,650	£ 1,904	£ 2,285

Energy Efficiency Rating			Environmental Impact (CO ₂) Rating		
	Current	Potential		Current	Potential
<i>Very energy efficient - lower running costs</i>			<i>Very environmentally friendly - lower CO₂ emissions</i>		
(92-100) A			(92-100) A		
(81-91) B			(81-91) B		
(69-80) C		78	(69-80) C		75
(55-68) D	69		(55-68) D	64	
(39-54) E			(39-54) E		
(21-38) F			(21-38) F		
(1-20) G			(1-20) G		
<i>Not energy efficient - higher running costs</i>			<i>Not environmentally friendly - higher CO₂ emissions</i>		
England & Wales	EU Directive 2002/91/EC		England & Wales	EU Directive 2002/91/EC	

The energy efficiency rating is a measure of the overall efficiency of a home. The higher the rating the more energy efficient the home is and the lower the fuel bills will be.

The environmental impact rating is a measure of a home's impact on the environment in terms of carbon dioxide (CO₂) emissions. The higher the rating the less impact it has on the environment.

PLACES OF INTEREST NEAR BRUNSWICK CENTRE, BLOOMSBURY, WC1N



Brunswick Centre

This Grade II listed shopping centre is located in the heart of Bloomsbury and, following a £26 million rejuvenation, it is one of the most fashionable in London. Originally designed in the mid-1960's by Patrick Hodgkinson, the centre now contains 560 flats, shops, restaurants and the Renoir Cinema.

🚶 0m (0 mins) from Brunswick Centre



Russell Square Station

Russell Square is a London Underground station, located on Bernard Street in Bloomsbury. Opened in 1906 and designed by Leslie Green, the station is small, but very busy, being located on the Piccadilly Line.

🚶 200m (3 mins) from Brunswick Centre



Gandhi

Located in Tavistock Square, Bloomsbury, the statue of Gandhi was designed by Fredda Brilliant in 1968. Mahatma Gandhi, the spiritual and political leader who led India to freedom from British rule in 1947, is represented in a meditative state, appropriate for the serene surroundings of the beautiful park

🚶 400m (7 mins) from Brunswick Centre



Senate House

Senate House is the administrative centre of the University of London which is located in Bloomsbury, London. The building, which was built between 1932 and 1937, famously inspired George Orwell's description of the Ministry of Truth in his novel Nineteen Eighty Four.

🚶 500m (8 mins) from Brunswick Centre



St Pancras

Designed by Gilbert Scott and originally opened in 1868, the station is now a Grade II listed building, famous for its impressive Victorian architecture. It is located on Euston Road in London and following a £800 million renovation, it is now one of the most striking stations in the UK.

🚶 600m (10 mins) from Brunswick Centre



British Museum

A museum of human history and culture based in Bloomsbury, London. The collection, which is largely based on those of the physicist and scientist Sir Hans Sloane was established in 1753. As one of the most comprehensive collections of its kind in the world, it continues to draw crowds from all corners of the globe and is one of London's most popular tourist attractions.

🚶 700m (12 mins) from Brunswick Centre