

Bloomsbury Office

26 Museum Street
London
WC1A 1JU

T 020 7291 0650

F 020 7291 0651

E bloomsbury@edmundcude.com



BOLSOVER STREET, MARYLEBONE, W1W

£2,000 per week

Preliminary Details

A stunning three bedroom duplex apartment in an elegant seven storey mid terraced building, located within walking distance of the restaurants, bars, shops and amenities of Marylebone and Oxford Street as well as the green spaces of Regents Park. The property comprises three large double bedrooms with three en-suite bathrooms, ample living space and separate study room, modern open plan kitchen, roof terrace and large flat screen TV with home cinema system. The apartment offers great transport links at Regent's Park (Bakerloo Line), Great Portland Street (Circle, Metropolitan & Hammersmith & City Lines) and Warren Street (Northern & Victoria Lines).



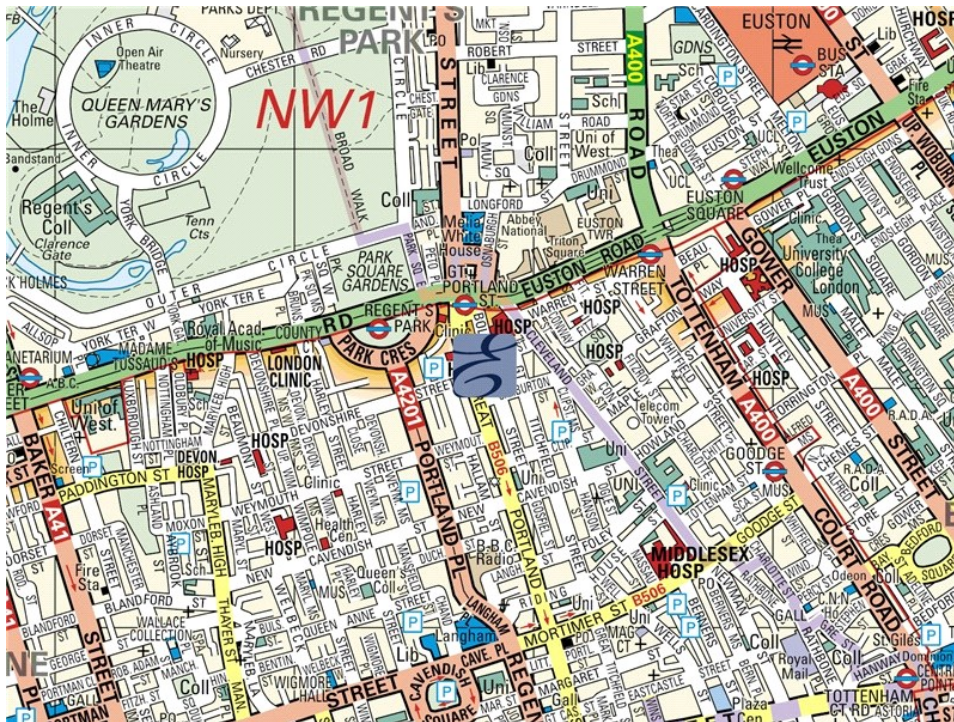
3 Bedrooms • 3 Bathrooms




26 Museum Street, London, WC1A 1JU
T 020 7291 0650 F 020 7291 0651 E bloomsbury@edmundcude.com
www.edmundcude.com



Area Overview

Sandwiched between Oxford Street and Marylebone Lane, Marylebone remains a community in the very heart of London. Here you find little shops that have been in business since well before the war, flower stalls that have been around since the 1940s, backstreet pubs that host sing-a-longs around the piano and a myriad of other charming glimpses of a London that has changed little over the past century. At the same time, Marylebone houses trendy boutiques and some fine restaurants making the place particularly alluring. The emphasis remains on providing for the community of people who live here and its orderly rows of town houses and garden squares make this one of the most appealing areas in London.



Bolsover Street, Marylebone  Great Portland Street (0.1M),  Regents Park (0.1M),  Warren Street (0.2M)

Council Tax Bands

Council	Band A	Band B	Band C	Band D	Band E	Band F	Band G	Band H
Westminster	£ 458	£ 535	£ 611	£ 688	£ 840	£ 993	£ 1,146	£ 1,375
Average	£ 761	£ 888	£ 1,015	£ 1,142	£ 1,396	£ 1,650	£ 1,904	£ 2,285

PLACES OF INTEREST NEAR BOLSOVER STREET, MARYLEBONE, W1W



Fitzroy Square

The only square in Fitzrovia, this pretty Georgian square used to be the home to several aristocratic families including Ford Madox Brown, Virginia Woolf and George Bernard Shaw.

🚶 200m (3 mins) from Bolsover Street



BT Tower

The main structure is 177 metres tall and has a further section of aerial rigging bringing the total height to 189 metres. Until 1980, it was the tallest building in both London and the United Kingdom but has now been overtaken by the NatWest Tower.

🚶 300m (5 mins) from Bolsover Street



Marylebone Village

Marylebone village, which encompasses Regent's Park, Baker Street and Lisson Grove, is a sought- after area of Central London which centres around Marylebone High Street and its surrounding stylish shopping streets.

🚶 600m (10 mins) from Bolsover Street



Candy Cakes

Candy Cakes, based in Covent Garden is cup cake paradise, with a unique range of innovative, vibrant and often intriguing cake combinations. Established in 2006, it is now expanding rapidly, and even appeared on the BBC programme, Mary Queen of Charity Shops.

🚶 700m (12 mins) from Bolsover Street



Fitzroy Tavern

The area of Fitzrovia was named after this pub in the 1930's when the Fitzroy Tavern was frequented by writers, artists, sculptors, composers and poets. It is very popular with UCL students and is also home to the Pear Shaped Comedy Club every Wednesday.

🚶 700m (12 mins) from Bolsover Street



Bedford Square

Bedford Square in Bloomsbury, named after the Dukes of Bedford, is considered to be one of the best preserved pieces of Georgian architecture in London with a number of eminent residents, such as Lord Eldon, the celebrated Lord Chancellor.

🚶 1000m (17 mins) from Bolsover Street